



**Turf Mowers, Skid Steers,  
Aerial lifts and more!**

**In any application, demand  
Genuine KUBOTA Parts, made to last,  
from the people that supplied  
the original.**

*Peace of Mind . . . Always!*

**TOUGH  
Kubota  
PARTS**

*For a complete listing of  
Kubota Engine America  
distributors visit:*

**[www.kubotaengine.com](http://www.kubotaengine.com)**

  
**Kubota**  
KUBOTA ENGINE AMERICA

**Genuine  
KUBOTA PARTS**



**Kubota**  
KUBOTA ENGINE AMERICA

# KUBOTA Model Information

## Diesel Engine

Model Designation

Model Variation

**Injection Type:**  
DI = Direct Injection  
Blank = Indirect Injection (IDI)

Model Variation

**V 2403 M DI T E2B LIBRA 2**

Denotes Turbo

OEM Specification

Emission Type

### Cylinder Code (Type):

E = 1 CYL  
Z = 2 CYL  
D = 3 CYL  
V = 4 CYL  
F = 5 CYL  
S = 6 CYL

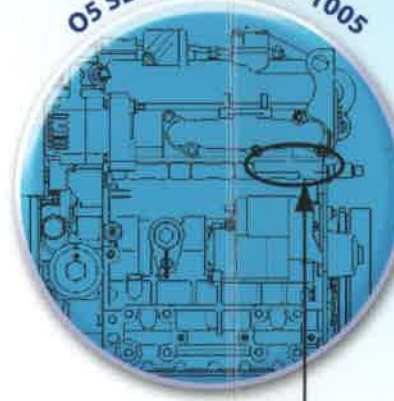
# Where to Find the Serial Number

## ALL ENGINES



Valve cover label

## O5 SERIES & WG/DF 1005



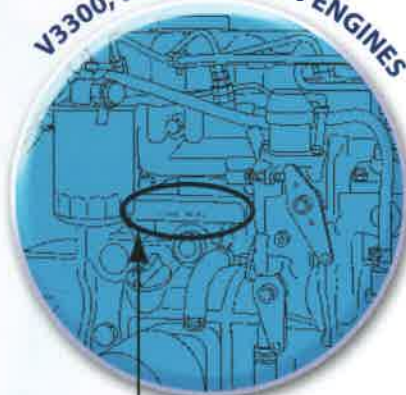
On block (flywheel end) below exhaust manifold

## O3 SERIES, SUPER MINI & WG/DF



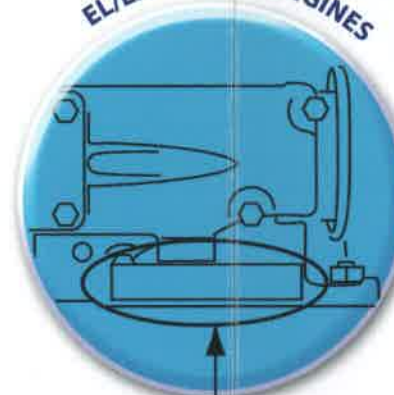
Just below injection pump

## V3300, V3600 & V3800 ENGINES



On block (flywheel end) below intake manifold

## EL/EA & ZB600 ENGINES



Bottom of block by oil filter/engine block mounting

## V2607 & V3307 ENGINES



On block (cooling fan end) above alternator

Giving the right information will assure you of receiving the correct part and fast delivery.

**Ordering Your Parts**  
**IT'S EASY** →

**1** Provide your Kubota Engine America Dealer with your model & serial number (Refer to where to find the serial number).

**2** Also provide the type of equipment and product brand name.

**3** Remember to insist on Genuine Kubota Engine parts.

For additional information or to locate an Authorized KUBOTA Engine America distributor visit [www.kubotaengine.com](http://www.kubotaengine.com)